

*How to receive
Radio
Pictures
at Home*

*Radiovision
Corp.
(This book is
\$1.00)*



RAYFOTO

EQUIPMENT

Supreme for

IMAGE REPRODUCTION



*8
165.*

TRUST THE PIONEERS

IN a field so new and little understood as television and radio pictures, the beginner must temper his enthusiasm with caution. Otherwise, he will be led into many fruitless experiments and many unnecessary expenditures.

Already thousands of absolutely useless scanning discs, neon tubes and ground glass "screens" have been sold the unwary with the promise that they will receive television images.

Purchasers of these spurious parts, made by fly-by-night manufacturers, write us by the dozens every week telling us of their failures and seeking our advice.

Unfortunately, we cannot help them—for with their hurriedly bought, hastily made, inaccurately designed apparatus they never can hope to receive an image.

For television, even more than radio, is an exact science calling for precision instruments, mathematically calculated to the thousandth of an inch and responsive to infinitesimal changes of current at unbelievable speeds.

No makeshift apparatus will serve the purpose.

No miniature neon night lamp, of the type already sold by the thousands, is capable of receiving an image.

No universal motor is a substitute for a synchronous motor.

As the first and largest corporation engaged exclusively in the manufacture of light sensitive apparatus and parts for image reception, the Radiovision Corporation warns you of these and countless other misrepresentations.

It would have you know too, that the men associated with the Radiovision Corporation have devoted years of their lives to this art; some of them for five years, some for ten and one has worked in this field for fully twenty-six years.

It has brought before the public many new and basic discoveries.

It has presented the most efficient means of converting electric current into light—the CORONA DISCHARGE.

It has brought out the first device which generates an electric current directly as the result of light—the WEIN PHOTO-VOLTAIC CELL.

Rayfoto pictures were the first ever radiated through a network of broadcasting stations, and are the only ones being broadcast on a regular basis today.

Its most recent and greatest contribution of all is the Rayfoto Image Intensifier, which is the only device designed to receive and amplify both television signals and radio picture signals.

We cite these few instances of Radiovision progressiveness only to assure you that we have gone four-square into this new field, with the honest intention of serving the experimenter and the broadcast listener.

You may be able to purchase cheaper units for which even more may be claimed than for ours; but compare them carefully, look for the specifications listed in our catalogue and you will understand that we are making products worthy of a good name.

THE RADIOVISION CORPORATION
62 West 39th Street New York City

"Corona Does It Better"

WHATEVER system of television or radio picture reception you may choose as the most promising and practical for your own investigation and experimentation, you will find that the introduction of Rayfoto apparatus, and the application of Rayfoto Corona, will give you indisputably better results at less expense.

This claim is made without reservations, because Rayfoto Corona has already proven itself to be the most efficient form of light yet conceived for image illumination, intensification and transference.

A vague idea of the tremendous speed, responsiveness and intense light of Rayfoto Corona may be gained from a study of its action in radio picture reproduction.

Brighter Than Sunlight

Here it is called upon to respond to 800 light variations a second and to expose in a 1-1600 of a second an insensitive photographic paper which requires over two minutes of most brilliant sunlight to expose.

No wonder that all the broadcasting of radio pictures that is being done in the United States today is by the Cooley Rayfoto system, and all the picture signals that you hear coming over the air are being recorded through the magic of high-speed Rayfoto Corona. There is no other.

Even more startling and satisfactory is the application of Rayfoto Corona to television—where extraordinary speed and superior illumination are prime considerations.

Dispenses With Amplifiers

Consequently, through the agency of Rayfoto Corona, it is possible to secure an image of 100% greater luminosity than with any other method, and without the aid of the expensive, multi-stage amplifiers ordinarily required.

A Corona image is a clear image, an intense image, that has lost none of its originally transmitted detail in the course of its transition to photographic paper or the image screen.

Rayfoto Corona, better than any other medium, generates an intense image from a feeble signal.

It is the only medium which can be used universally and interchangeably for television reception directly, for actuating neon tubes, and for still picture reception—a point of superiority and economy possessed by no other system.

Rayfoto Corona is the invention of Austin G. Cooley, student of the Massachusetts Institute of Technology.

Its patented applications in the field of photo-electricity are controlled by the Radiovision Corporation.

"CORONA DOES IT BETTER"—is not a slogan. It is a fact.

Rayfoto Image Intensifier

The All-Purpose Unit

NO one can foretell at the present time, whether television or radio pictures will be the ultimate choice of the "looking-in" public.

Both forms of entertainment have their fascination and relative merits.

The solution of the question may be found in the Rayfoto Image Intensifier—the dual purpose unit—which, without the changing of a single part, receives and amplifies both types of subjects.

For Pictures or Television

The owner of a Rayfoto Image Intensifier is in the enviable position of not having to fear for the future. He is prepared for any eventuality—safe in the knowledge that his machine will record any kind of an image, still or moving, and through Corona, do it better and for less money.

Specifically, the Rayfoto Image Intensifier is a three tube unit, that is connected to the output of any radio receiving set. There are but two controls and a switch.

It can be had completely assembled, or the essential parts may be purchased separately.

The switch on the front panel effects the change over from television to radio picture reception and vice versa.

Lights Neon Tube

For television the output of the Intensifier is connected to a Rayfoto scanning disc for direct imagery; or to a neon tube and a scanning disc for indirect imagery. A synchronous motor revolves the scanning disc.

For radio pictures, the output of the Rayfoto Intensifier is coupled to a drum recorder, actuated by the same synchronous motor.

No system could be simpler—none is more efficient or economical.

It is the only unit that will record the Rayfoto pictures being broadcast by stations WMCA, New York, CKNC, Toronto, Canada, CJRM, Moose Jaw, Sask., WJR, Detroit, KMOX, St. Louis, WFI, Philadelphia, KSTP, St. Paul, KFPY, Spokane, KFEL, Denver, KWCR, Cedar Rapids, WFBL, Syracuse, KXA, Seattle.

It is the best unit for amplifying and illuminating the television signals of WRNY, New York, WCFL, Chicago, WGY, Schenectady, and WLEX, Boston.

The circuit diagram of the Rayfoto Image Intensifier will be found on Page 10.

Television Reception

TO fully appreciate the advantages of Rayfoto Corona, when applied to the reception of Television images, it is necessary that the beginner first understand something of the theory of Television and how the images are sent out and received.

The feat is accomplished as follows:

At the transmitting end, the subject, usually a human countenance, is made the focal point for a battery of powerful lights, that accentuate all the lights and shadows of the features.

Transmitting Process

A series of photo-electric cells, which possess the property of converting light to sound, are also trained upon the subject. A shadow reflected into one or many of these cells generates within them a more powerful current than a bright portion similarly reflected.

Since any individual's features are composed of many degrees of shading—dark hair, dark pupils, white teeth, white orbs, interspersed with many intermediate values, the response of the photo-electric cells to the simultaneous reflections from the entire face would be the average of all the degrees of shading—or a meaningless gray.

That is what would be received if it were possible to transmit the entire face in one signal.

Obviously that is not possible—at least not with the present accepted method.

Images Sent In Sections

What is attempted, therefore, is to divide the subject into a certain number of left to right lines—24, 36, or 48, as the case may be, and to send the reflections from each of the lines consecutively, from top to bottom.

This, as may be seen, is readily accomplished, when the reflection from only one line at a time is admitted to the photo-electric cells, and reflections from all other lines are shut out.

That is the purpose of the scanning disc, the apertures of which are so placed, that the first traverses the uppermost line from left to right; the second traverses line No. 2 from left to right, and so on, until each of the 24, 36, or 48 lines shall have been scanned.

Each of the 48 left to right lines is made up of varying portions of light, dark and intermediate shadings—just as the apparently solid line of a lead pencil's marking, when scrutinized under a magnifying glass, is seen to be one long row of tiny dots.

An Electrical Eye

That is exactly how any single line of an image appears to the photo-electric eye—as a series of gray and black dots, with frequent interruptions of white.

So, in the course of its point-by-point and line-by-line transit, over the entire image, the photo-electric cell will have sent out thousands of separate impulses, each representing a small portion of the image. These, in brief, are the various electrical and mechanical processes involved in Television transmission.

The illusion of motion is had by the repetition of this process many times a second.

In the reception of the image, the steps are completely reversed.

The succession of fluctuating impulses are picked up on the receiving set, highly amplified and fed into a neon tube, the illumination of which varies in intensity with each rapid change of the incoming signal.

When this illuminated surface is observed point-by-point, through a scanning disc, similar to the one at the transmitting end, the image appears to have been re-created.

Application of Corona

Rayfoto Corona and the Rayfoto Image Intensifier may be utilized for the reproduction of Television images in two ways.

The Corona discharge developed by the Intensifier may be applied directly to the special metallic Rayfoto scanner, or it may be employed to illuminate and modulate the Rayfoto Teletron, or any ordinary neon tube.

In the first instance the output of the Image Intensifier is fed to a metallic screen, placed 1-16 of an inch away from the studded Rayfoto scanner, which is grounded.

Corona Concentrates Energy

As each of the 48 studs, or needles, of the rotating disc passes progressively in front of the screen, the Corona is discharged to that point and that point only without diffusion. The circuit is published on Page 13.

In the second instance the Corona is connected directly to the plate terminal of the Neon tube, which becomes more or less luminous, depending upon the strength of the Corona discharge at the moment.

With the Neon tube, however, the energy of the incoming signals is dissipated over the entire plate, whereas with the Rayfoto Scanner it is concentrated spot-by-spot where it is most needed.

This application of Corona is shown on page 11.

Radio Photograph Reception

THE Cooley Rayfoto system of radio photograph reproduction requires only a Rayfoto Image Intensifier which is plugged into the final stage of any good radio set, to obtain the energy necessary to expose the photographic paper. One tube circuit amplifies the picture signal. The second circuit filters and amplifies the synchronizing signal. The third circuit builds up a high frequency current with which the amplified picture signal is combined. This high frequency current is sprayed upon the surface of the photographic paper, in the form of a corona discharge and an intense ultra-violet radiation.

In the input circuit of the synchronizing system is a resonant circuit which responds only to 1500 cycles and reduces all other frequencies to a negligible value. The sensitive relay is in the plate circuit of this tube and naturally responds only to signals of 1500 cycles frequency. This is used to control the synchronization on the receiving picture drum with the transmitting picture drum at the broadcasting station.

Corona Sprayed on Paper

The other tubes of the Rayfoto Intensifier perform their conventional service of producing the high frequency Corona. This is brought to the Corona discharge needle on the precision pointer unit.

Contact with the corona needle discharges the photographic paper, which is mounted on a cylindrical drum, a part of the precision printer unit. The smooth functioning of every part of this device is essential to the reception of good pictures. It is equipped, therefore, with accurately fitted bearings of the finest materials, gears that are accurate to thousandth of an inch, and shafts and guide threads that are precision gauged.

The Drum Recorder

A worm gear on the printer guides a needle point to which the end of the corona wire is connected. The needle "rides" the surface of the photographic paper and sprays the corona discharge upon it. With each revolution of the drum, this needle moves from left to right a slight distance, guided by the accurate thread, cut into stop steel. The drum, which is removable, is two inches in diameter and five inches long, so that it conveniently takes a four-by-five sheet of photographic paper.

One hundred and twenty separate picture impulses are sprayed by the corona for each linear inch of reproduced picture, corresponding to approximately 100 screen, or 9600 impressions for each square inch of reproduced picture.

A four-by-five Rayfoto reproduction involves approximately 110,000 picture impressions.

To secure a good picture, each impulse must be in its correct place and of the exact intensity. Considering that the Rayfoto mechanical unit, correctly used, accomplishes these objectives, it will be appreciated that it is a precision instrument. It should be care-

fully treated, for many of the parts are fitted to an accuracy of some ten-thousandths of an inch. The very highest grades of steel and other metals are used in the mechanical unit so as to insure a long life. Gears and clutch mechanism can be replaced to adapt the mechanical unit to the requirements of any known picture transmission system, use of high-speed transmission, or to motive power other than the phonograph, and of more advanced synchronizing systems.

Printer, Unit Flexibility

Since the experimenter aims at constant improvement, the flexibility of this unit is of special importance, in that it eliminates the necessity for scrapping expensive equipment, when more advanced experiments are undertaken. The frame may be drilled for a synchronous motor; the legs are removable for table mounting; the stop-start mechanism is demountable to adapt the machine to continuous synchronizing; gears may be changed readily to meet any prospective changes in transmission speeds. The drum is removable to facilitate the mounting of the photographic paper, prior to reception.

After transmission is completed, the paper is immersed in developer for 15 to 30 seconds and a reproduction of the picture at the broadcasting station becomes visible at the receiving point. The circuit diagram appears on Page 11.

A. C. Synchronized Pictures

Exactly the same circuit that is used in the aforementioned radio photograph reception is applicable for A. C. synchronized pictures.

The filter circuit including the relay and trip magnet is employed for "framing" the picture. This is done as follows:

The synchronizing pulse is transmitted throughout the picture, and the trip magnet is allowed to function *once* only and is then held down by a small spring clamp which is the only addition to the recorder proper. Thereby, the picture is started at approximately the right place and continues in exact synchronism, because the synchronous motor driving it is necessarily on the same power line as the synchronous motor driving the converter.

The motor is driven directly off a 110 volt, 60 cycle, single phase line at 1800 R.P.M.

A worm gearing arrangement steps the speed down to 100 R.P.M. and the 4 to 3 bevel gears on the recorder are replaced by a 1 to 1 miter gear combination.

Conversion of a standard Rayfoto picture recorder to the A. C. Synchronized model is affected by two simple changes and the Rayfoto kit of essential parts is suited to both systems of recording.

Adaptation of this system is graphically portrayed in the sketch on Page 13.

Rayfoto Voltaic Cell

LIGHT SENSITIVE science may be completely revolutionized by the advent of the Photo-Voltaic Cell, recently developed by Samuel Wein, of the Radiovision Corporation Engineering Staff.

Because of its extreme light sensitivity, extraordinary current output, immeasurably little inertia, engineers and scientists foresee possibilities for this cell that they never hoped to realize from its predecessors of the selenium and photo-electric types.

As a generator of current from feeble light sources, the Rayfoto Voltaic Cell has no counterpart or rival.

Scientific students and technicians have not begun to touch upon the manifold applications of the photo-voltaic phenomenon, although more than 50 immediate uses have been recognized.

Its superiority to present known cells is quickly appreciated by an analysis and study of its measured characteristics, upon exposure to light.

Current output—50 microamperes to .5 milliamperes

Voltage output—15 to 75 microvolts.

Impedance—30 to 50 ohms.

The cell is responsive over the entire range of the visible spectrum, with greatest sensitivity in the yellow ultra-violet band. From the yellow to the infra-red end of the spectrum the cell changes its polarity from negative to positive.

The cell's responsiveness to light is instantancous and its reaction to cessation of light is immediate.

Another advantage of the Rayfoto-Voltaic cell is its reverse action, whereby, as one side of the cell becomes inactive, the opposite side is active.

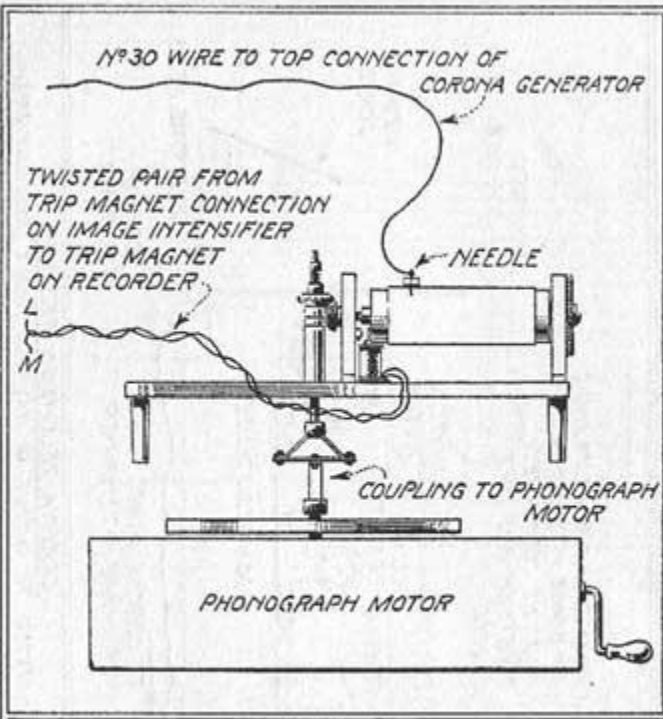
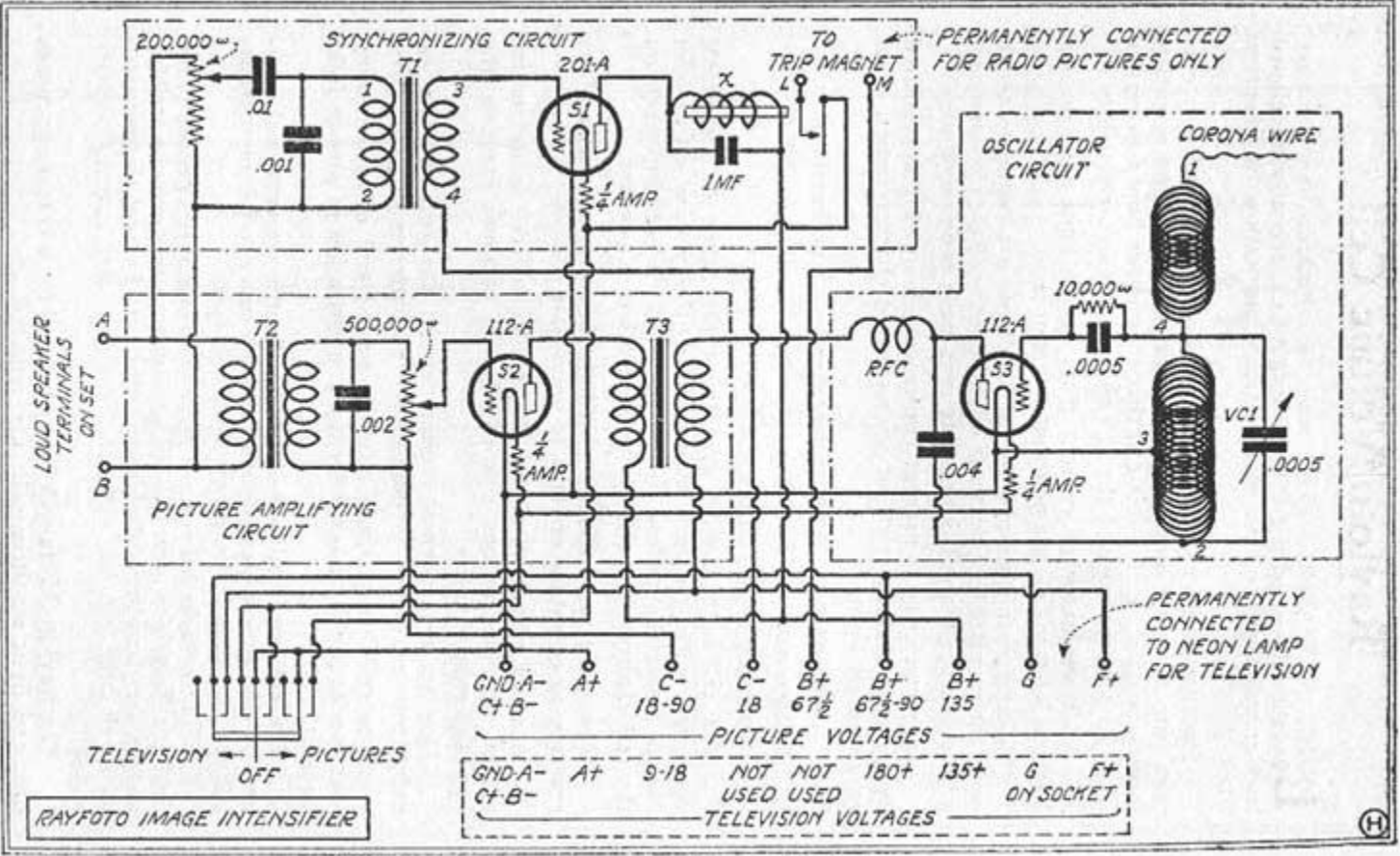
Due to the inherent voltaic effect, the cell requires no extraneous excitation mediums such as batteries or generators.

The cell has an indefinite life period and upon becoming inactive its life is restored by the concentration of strong light upon it.

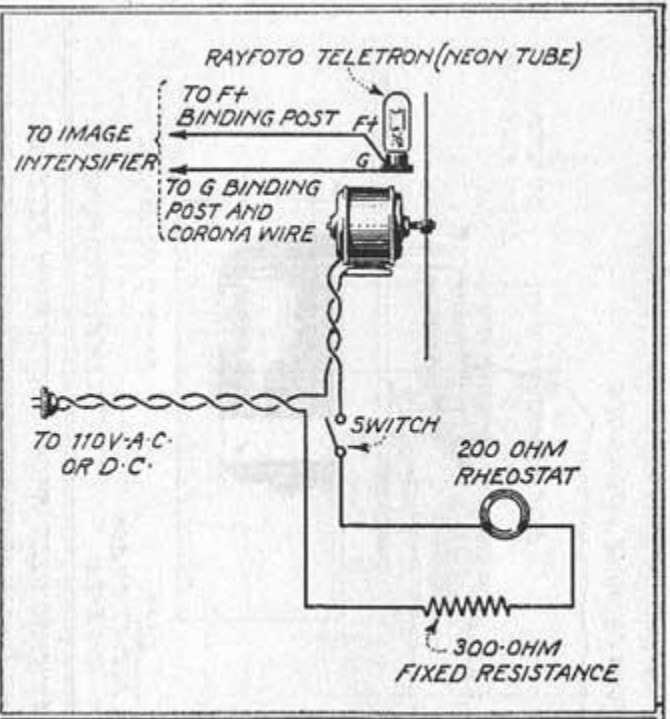
The cell can readily be amplified in the conventional manner, by connecting the output of the cell to a special input transformer and two audio stages.

With the Wein cell you can make your own investigations in the field of: Television transmission, still picture transmission, talking movies, burglar alarms, fire alarms, sunrise and sunset alarms, automatic elevator control, automatic counters and automatic meter recordings.

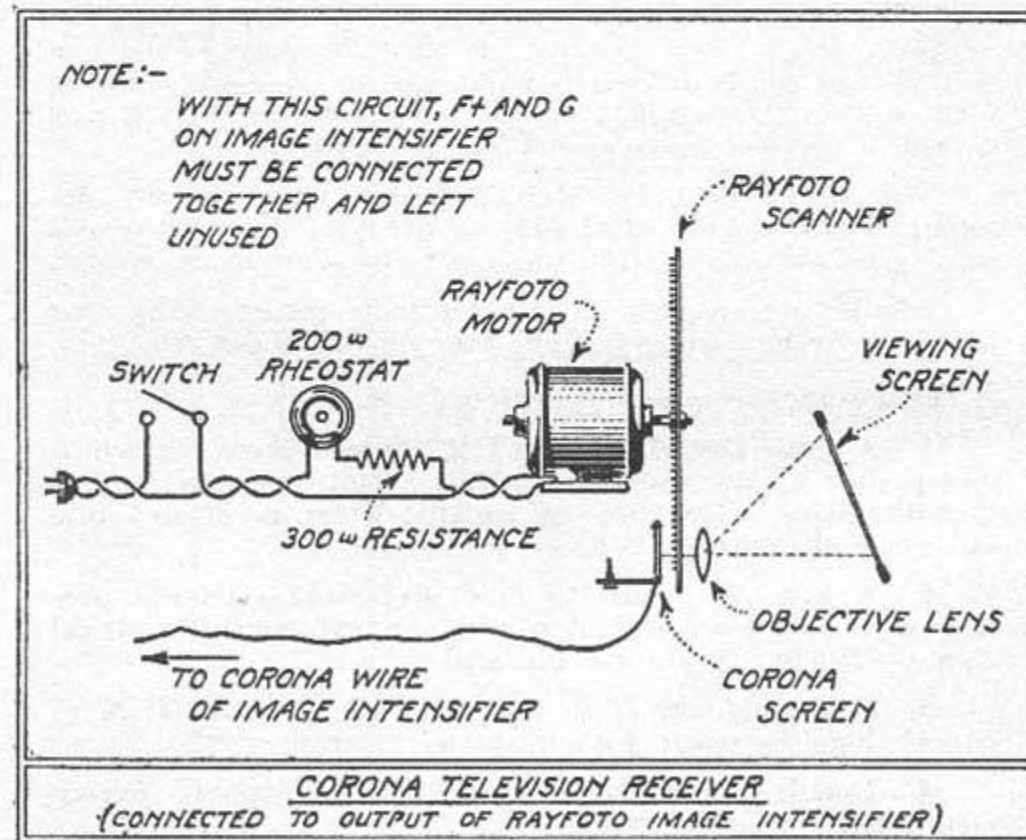
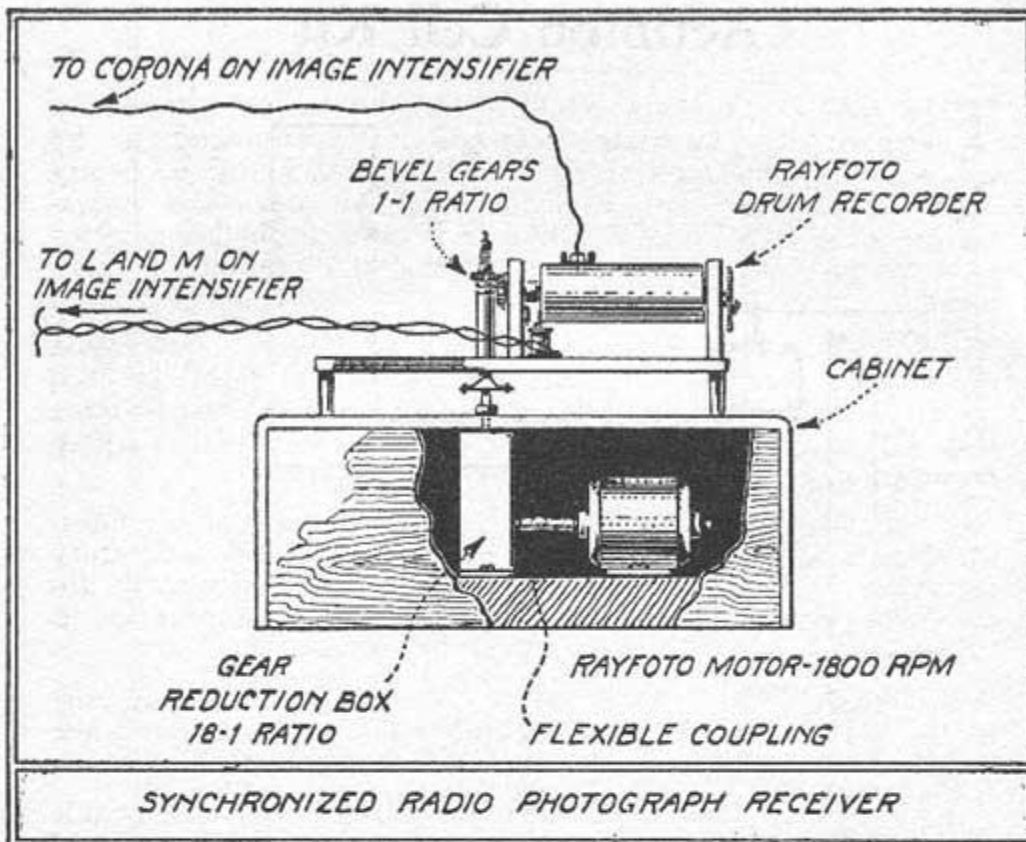
The Rayfoto Voltaic Cell may be used for whatever purposes ordinary light sensitive cells are required.



RADIO PICTURE RECORDER
(CONNECTED TO OUTPUT OF IMAGE INTENSIFIER)



TELEVISION RECEIVER
(CONNECTED TO OUTPUT OF RAYFOTO IMAGE INTENSIFIER)



Actinion Cell Kit

THE RAYFOTO ACTINION CELL kit has been primarily designed to facilitate economical experimentation by amateurs in light conversion. It embodies all of the necessary materials together with explicit details for the home manufacture of a SELENIUM CELL with which the constructor may conduct any number of satisfying and profitable experiments.

This particular cell was designed by America's foremost contributor to the art, and the cell proper was formerly used by all of the commercial cable companies in the United States and abroad. The cell was also extensively used in taking motion pictures, and in many signalling devices.

The RAYFOTO ACTINION CELL consists of the finest of materials, consistent with ideal chemical and laboratory facilities for its manufacture. All of the materials are thoroughly inspected and approved by our laboratory prior to its packing.

The RAYFOTO ACTINION CELL is a valuable adjunct to the class room, chemical and physical laboratory, and the experimenter at large.

By means of the RAYFOTO ACTINION kit, one is able to carry on all of the experiments that have been described since the discovery of light sensitive properties by Willoughby Smith in 1873. Who can tell but that you may be the one to make an epoch making contribution to the elimination or retardation of the "inertia" common to this cell, or that you may discover a new commercial application for the CELL?

The RAYFOTO ACTINION CELL was primarily designed to place in the experimenter's hand, a light-sensitive cell which gives a maximum result with a minimum light falling upon it.

The kit set contains exactly the same materials that our laboratory technician sold at one time for \$25.00 per cell.

The essential components included are:

1. A Quartzite glass plate, $1\frac{1}{4}$ inches square, on which is deposited by our exclusive method a film of highly purified metallic silver. This film of metallic silver is divided into two equal electrical portions.
2. A bakelite mount to hold and make electrical contact with the quartzite plate and the extraneous electrical circuit. Binding posts are included.
3. Box containing C. P. AMORPHOUS SELENIUM (1 ounce), highly purified by our special process.
4. Detailed assembly instructions and suggested experiments with circuit diagrams.

RAYFOTO PARTS FOR RAYFOTO IMAGE INTENSIFIER

Image Intensifier


All that its name implies. The only interchangeable television-radio picture unit that serves the three-fold purpose of sound to light convertor, signal amplifier and image intensifier. Produces 100% greater illumination, much clearer image. Works with any television or radio picture signal on any wave length. Does away with multi-stage resistance coupled amplifiers. Completely assembled—ready to operate. Includes items TR-121, TR-122, TR-123, TR-124 and 125.

TR-120 (Unassembled)	\$63.50
TR-120A (Assembled)	\$75.00

Corona Generator

The most accurately calibrated, space-wound coil that money can buy. Generates intense corona from weakest signals. Wound with No. 38 (hair fine) enameled wire, 122 turns to the inch, in grooved, undyed base of genuine, natural bakelite. Seven thousands of an inch spacing between turns. Set-in primary provides tremendous step-up. Provides Corona for television and radio picture direct imagery; or for actuating neon tubes to maximum luminosity. A Laboratory unit.

TR-121	\$7.50
---------------------	---------------



Rayfoto Modulation Transformer

This device represents years of experimentation by Austin G. Cooley, the inventor of the corona discharge of electrical image recording. The rapidity with which current changes come in image transmission are extremely rapid. Blurred effects in reproduction are often due to lagging effects in transformers used. The secret of this transformer is in the iron. To obtain real shading in image reproduction, use the Rayfoto modulation transformer. This transformer is also used in the Cooley Rayfoto kit.

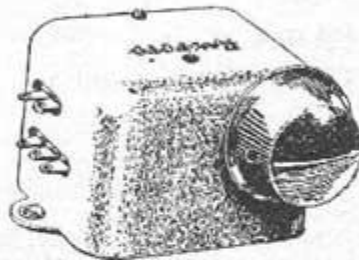
TR-122	\$8.50
---------------------	---------------



RAYFOTO PARTS FOR RAYFOTO IMAGE INTENSIFIER

Rayfoto Sensitive Relay


This dust-proof, super-sensitive relay is the first contacting device ever offered the public which will operate from a good loudspeaker signal. It provides the surest means of securing automatic synchronization for television and Rayfoto pictures. Operates through a range of three to ten mils, with a sensitivity adjustment that permits its use for recording peak readings of any kind. Genuine platinum knife-edge balance. Opens one circuit and closes another with each electrical impulse. Has one hundred applications in the fields of automatic regulation and computation.



TR-124 **\$12.50**

Synchronous Motor

Non-slip, single phase, with Condenser filter. Unequaled, regardless of price. Here is a motor with which you can be sure of never missing one image line or picture point on account of "hunting" with any standard disc. No peaks—no fluctuations. Standard base— $\frac{3}{4}$ " diameter shaft—will revolve any size or weight scanning disc, or Rayfoto picture printer unit. Sell faster than they can be made. Orders filled in rotation.



TR-125 **\$50.00**

Completion Kit

Contains all the necessary small parts, not included in TR-120, such as sockets, rheostats, fixed condensers, binding posts, registers, panel, etc., for assembling and constructing the complete Rayfoto Image Intensifier.

TR-126 **\$17.50**



RAYFOTO PART FOR TELEVISION RECEPTION

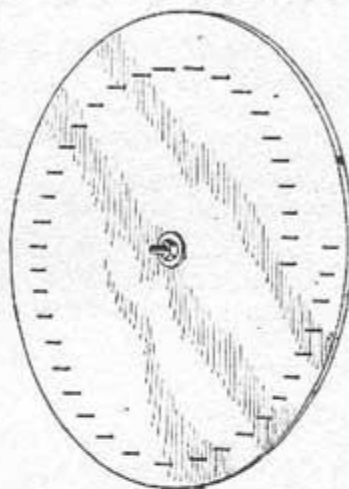
Rayfoto Scanner

The Rayfoto scanner is the only available disc for utilizing the remarkable properties of Rayfoto Corona for television imagery.

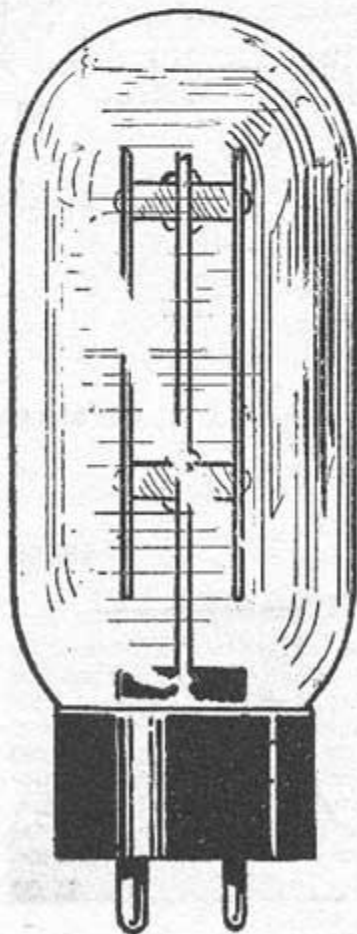
Studded with 48 tempered-steel needles, set in brass, the Rayfoto scanner, concentrates all the energy of each television impulse, directly upon the particular point of the line being received, rather than dissipating this energy over the entire subject.

The consequent gain in luminosity at any given point of the image, makes possible a six time enlargement of the received subject without loss of detail from a disc only one-third the size of the usual models. Loss of detail is not proportional with enlargement, as ordinarily is the case.

Because of its lesser diameter, and the employment of brass in its construction, the Rayfoto scanner is absolutely rigid in operation, and is not subject to wobbling at high speeds.



T-201 \$35.00



Rayfoto Teletron

(Neon Lamp)

This superior neon gas lamp provides greater plate illumination for a given area than any other similar tube now on the market. It is the ideal background for any television image that can be thrown upon a $1\frac{1}{2}'' \times 1\frac{1}{2}''$ plate.

Though designed for use with Rayfoto Corona, the Teletron will outperform and outlive ordinary neon tubes, when employed in the conventional manner.

These markedly better results are directly attributable to several distinctive features incorporated in the tubes design—the size and placement of the anode; the metallic oxidation of the plate surfaces and its slightly higher internal resistance.

Due to these engineering improvements—modulation affects the entire surface of the plate evenly—preventing distortion and insuring a clear cut image when the tube is operated in conjunction with any standard scanning disc of correct design and careful manufacture.

For the same reason, the Rayfoto Teletron is well able to withstand heavy overloads without impairing or endangering its normal life of from 3,000 to 5,000 hours.

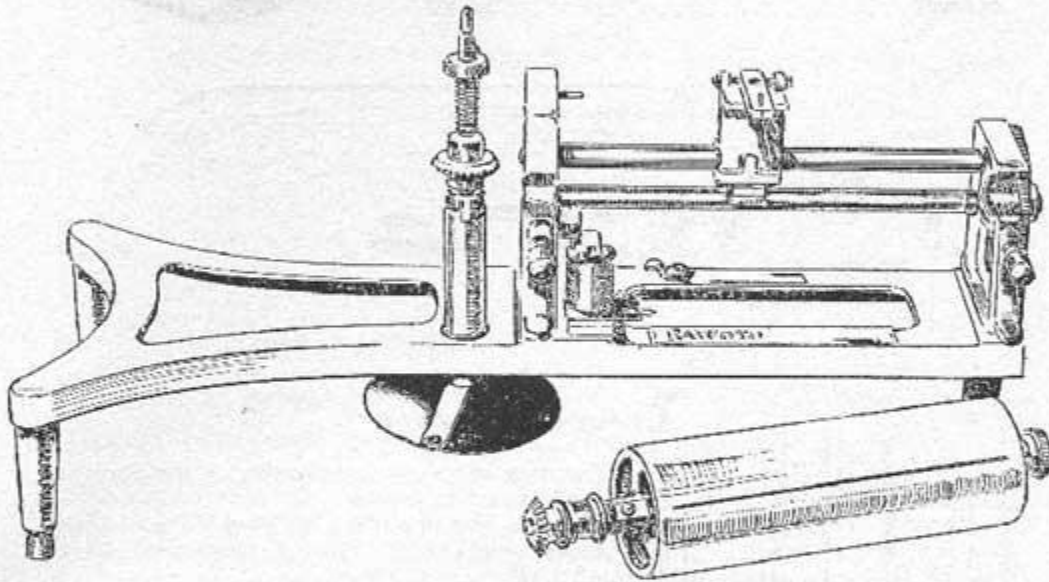
T-202 \$10.00

RAYFOTO PARTS FOR RADIO PHOTOGRAPH RECEPTION

RAYFOTO PICTURE RECORDING KIT (MODEL A)

All the essential apparatus for the recording of radio pictures is supplied in this Rayfoto Skeleton Kit. Parts supplied are Precision Printer Unit (R-216); Sensitive Synchronizing Relay (TR-124); Corona Generator (TR-121); Modulator (TR-122); Corona Indicator (R-218); Rayfoto Practice Record (R-217); Filter Transformer (R-217) and Instruction Book "How to Receive Radio Pictures" (R-219).

R-215 \$99.50




**Drum Recorder
and Precision Printer**

A laboratory instrument especially designed for and absolutely essential for receiving and recording Rayfoto Radio Pictures. Constructed to fit any standard turn table or motor. The perfect synchronizer. Magnetically controlled—relay actuated. Instantly convertible to continuous synchronizing.

Automatic message recorder.

R-216 \$62.50

SIGNAL FILTER TRANSFORMER



The Filter Transformer is an accurately tuned device that permits the passage of 1,500 cycle notes into the special filter circuit in radio photograph recording. Without it, any part of the radio picture signal would trip the sensitive relay and cause the picture to fall out of synchrony. Shielded, compact, with improved iron-core, this unit cannot be duplicated and there is no available substitute.

R-217 \$5.00

Rayfoto Practice Record

The ideal practice medium for recording radio pictures during the interim of picture broadcasting.


May be used as a continuous, accurate, never-failing source of picture signals, for regulating and synchronizing initial installations and for the development of picture recording technique.

Record, when placed on any standard phonograph turn table, and used in conjunction with an electric pick-up, provides the experimenter with a perfect substitute for actual picture broadcasting.

Order by number, as follows: 1—Miss Rosalie Green; 2—Dempsey-Tunney Fight; 3—Col. Chas. A. Lindbergh; 4—The Kentucky Derby; 5—Gov. Alfred E. Smith; 6—Herbert Hoover; 7—Tom Heency; 8—Graham McNamee; 9—Gene Tunney, and 10—Major J. Andrew White.



R-220\$5.00



Corona Indicator

Provides a visual check on the construction and functioning of the Rayfoto Picture Recorder and the Rayfoto Image Intensifier.

Passage of signals through the circuit and variations in signal intensity are automatically recorded in this Corona tube. Saves time and money in locating constructor's errors and circuit defects. As necessary as the instruments on your motor dash-board.

R-218\$1.00



Instruction Book

With Blue Prints and Diagrams

The first and only authentic instruction book on the Rayfoto system of sending and receiving RADIO PICTURES, invented by Austin G. Cooley. The best text book for the beginner in Radiovision or television. Full size blue prints included.

Hook-ups, analysis of pictures and trouble shooting.

R-219\$1.00

ORDER FORM

1928

RADIOVISION CORPORATION

62 West 39th St., New York City.

Gentlemen:

Enclosed is { Check
Money order for the Rayfoto parts
C. O. D. order

checked below which are to be shipped Parcel Post Ex-
press Freight to the address given below.

Image Intensifier (Unassembled) TR-120.....	\$63.50	<input type="checkbox"/>
Image Intensifier (Assembled) TR-120A.....	75.00	<input type="checkbox"/>
Corona Generator TR-121.....	7.50	<input type="checkbox"/>
Modulator TR-122	8.50	<input type="checkbox"/>
Sensitive Relay TR-124.....	12.50	<input type="checkbox"/>
Synchronous Motor TR-125.....	50.00	<input type="checkbox"/>
Completion Kit TR-126.....	17.50	<input type="checkbox"/>
Scanning Disc T-201	35.00	<input type="checkbox"/>
Teletron (Neon Lamp) T-202.....	10.00	<input type="checkbox"/>
Rayfoto Picture Kit (Model A) R-215.....	99.50	<input type="checkbox"/>
Precision Printer R-216.....	62.50	<input type="checkbox"/>
Filter Transformer R-217.....	5.00	<input type="checkbox"/>
Practice Record R-220.....	5.00	<input type="checkbox"/>
Corona Indicator R-218.....	1.00	<input type="checkbox"/>
Instruction Book (Blue Prints, etc.) R-219....	1.00	<input type="checkbox"/>
Photo-Voltaic Cell	20.00	<input type="checkbox"/>
Actinion Cell Kit.....	10.00	<input type="checkbox"/>

SPECIAL PRICES ON RADIO PHOTOGRAPH AND TELEVISION TRANSMITTING APPARATUS

Signature

Address

.....

.....

BROADCASTING LOG

of

Television and Radio Picture Stations Receivable With Rayfoto Equipment

RADIO PICTURE STATIONS

Station	Location	Wave Length	Rayfoto Parts Needed
WMCA	New York City	526m.	Rayfoto Image Intensifier with Units TR-125, TR-129, and R-219
WTMJ	Milwaukee, Wis.	293.9	
KMOX	St. Louis, Mo.	275.1	
WJR	Detroit, Mich.	399.8	
WFBL	Syracuse, N. Y.	322.2	
KFEL	Denver, Colo.	267.8	
KXA	Seattle, Wash.	526.3	
CKNC	Toronto, Canada	356.9	
KWCR	Cedar Rapids, Ia.	229.0	
KFPY	Spokane, Wash.	247.9	
KSTP	St. Paul, Minn.	205.4	

TELEVISION STATIONS

			No. Holes in Scanning Disc	
WRNY	New York City	296.9	48	Rayfoto Image Intensifier with Units TR-129, T-201, and T-203
WGY	Schenectady, N. Y.	379.5	24	
WLEX	Lexington, Mass.	62.5	48	
WCFL	Chicago, Ill.	61.5	45	
3XK	Washington, D. C.	46.72	48	
2XAF	Schenectady, N. Y.	31.4	24	
2XAD	Schenectady, N. Y.	21.96	24	