



RELIABLE NEW ELECTRONIC SERVANT



TV EYE

LOW COST PRIVATE WIRE TELEVISION



This is TV EYE An amazingly compact camera (weighing less than 5 lbs.) and an ingenious control unit—these constitute RCA's TV Eye. Connected to any channel between 2 and 6 of an unaltered, standard TV receiver and plugged into a 115 A.C. outlet, these two precision-engineered equipments are ready to carry out a thousand important remote viewing assignments. TV Eye does its work dependably, at very low cost and with only negligible maintenance over a long period of time.

TV EYE... EASY TO USE... VERSATILE.

TV EYE—an extension of human vision With TV Eye it is literally possible to see without being present . . . to see where it was formerly too dangerous . . . or too inaccessible . . . or too time-consuming . . . or too exhausting . . . or too costly a task . . . or just plain impossible!

TV Eye can be depended upon to see without tiring, to miss nothing of the elements on which it is focused, and to do all this at remarkably low cost.

Low Cost

TV Eye's low price at last makes remote viewing economically practical for thousands of applications.

Simple Installation

Even non-technical personnel can install TV Eye quickly. Easy-to-follow installation notes are packed with every TV Eye system.

Connects To Any Standard Receiver

Eliminates extra expenditure for special monitor. Connects to any standard receiver without alteration to the receiver.

Multiple Receiver Hook-Up

One TV Eye system may be connected to several different receivers, as in the case of reception in hotel rooms.

Multiple TV Eye System Hook-Up

Several TV Eye systems may be tied into same receiver to give the viewer the choice of the desired picture merely by turning receiver channel selector switch.

Camera Free Of Operating Controls

Once installation adjustments have been made, the camera can do its job unattended. For greater operating convenience all operating controls are on the control unit which may be located adjacent to the receiver.

... EFFICIENT

Exceptional Flexibility

The TV Eye camera and TV Eye control unit may be as far apart from each other as 500 feet. This affords unusual flexibility and extends the usefulness of TV Eye.

Adaptable For Specialized Uses

A variety of accessories such as weatherproof housing, explosion-proof housing, and remote panning mechanism may be employed to make TV Eye more versatile.

Smallest TV Camera


The amazingly compact TV Eye camera makes it easy to change location. TV Eye camera weighs less than 5 lbs.


Tunes Between Channels 2 and 6 Standard Tubes

Both the control unit and the camera are outfitted with standard RCA receiver tubes except for the Vidicon. Replacement parts are readily available.

Standard Lens

TV Eye uses standard 16mm camera Type C mount lens.





In Schools . . .

to permit large groups to see instructional material formerly limited to individual viewing, such as laboratory experiments or microscope slides.

In Hospitals . . .

to observe patients in special situations where continuous attendance is necessary.

In Banks . . .

to compare signatures with originals in bank's record room.

In Plants and Factories . . .

for protection of plant property . . . to guard plant exits and entrances . . . for remote observation of equipment.

In Penal Institutions . . .

for more effective and efficient surveillance.

In Department and Other Retail Stores . . .

To increase store traffic by stunts, novelties, etc.—to promote sale of selected products.

THE ELECTRONIC MARVEL OF A THOUSAND APPLICATIONS



In Hotels . . .

to promote patronage in the hotel's dining facilities of its entertainment areas—may be tied into RCA "Antenaplex" or other multiple antenna system.

In Homes . . .

for the nursery as a way of watching the baby.

In Transportation . . .

to improve safety control in railroads and airplanes.

In Apartment Houses . . .

to provide the additional protection of seeing visitors before buzzing to give access to the apartment.

In Job Training . . .

to permit large groups of trainees to see job techniques at close-up range.

Name Your Own TV Eye Application—Here for the first time is an electronic product whose uses are limited only by the imagination. TV Eye presents an exceptional opportunity for the ingenious manager or administrator or merchandiser to introduce the twentieth century technique of closed-circuit television to his operations—for greater efficiency, faster instruction, for improved safety, for better control, or for extra business.

**CONVENIENT
TV EYE
CONTROLS**
*for
Excellent
Picture
Quality*

DETAIL (TARGET)

Governs the image sensitivity seen mainly as picture contrast.

DEFINITION (FOCUS)

Accounts for definition and sharpness of image.

SELECTOR SWITCH

Position #1 cuts off operation of the TV Eye. Position #2 makes TV Eye operative. Position #3 permits operation of the TV receiver for regular frequency channels with TV Eye in standby position.

STABILITY (TV SYNCH)

Controls the stability of the image.

BALANCE (BEAM)

Provides a picture with a pleasing balance between high lights and low lights.



TV EYE CONTROL UNIT— usually placed on receiver but may be used adjacent to camera.

BUY TV EYE FROM YOUR RCA ELECTRONICS DISTRIBUTOR. Distributors of RCA Tubes and other quality electronic merchandise—located in every major community.

TV EYE SPECIFICATIONS

WEIGHTS: Control Chassis 18 lbs.
Camera less Lens 4½ lbs.

DIMENSIONS: Camera 11¾" x 5¼" x 4"
Control Unit 11" x 7¾" x 8½"

POWER: Consumes 90 watts—Uses 115 A.C.

ELECTRICAL: Puts out modulated RF signal which can be fed directly into antenna terminals of any standard TV receiver. Camera will tune between channels 2 and 6.

WIRING: Between camera and control box—Multi-conductor cable with a minimum of 12 conductors, stranded, No. 22. Two coaxial cables—RG-59/AU; RG-58/AU. Between control box and receiver—any standard 300 ohm twin lead transmission lines (cable not part of equipment).

CAMERA MOUNTING: TV Eye camera has mounting facilities for any camera tripod—Base of camera provides for ¼"—20 bolt.

CAMERA LENS: Uses any standard 16 mm. Type C mount camera lens of reasonable speed.

TUBE COMPLEMENT: Camera: 3 RCA 6U8, 1 RCA 6198 (Vidicon)
Control Unit: 1 RCA 0A2, 1 RCA 6BQ6 GT, 3 RCA 12AT7, 1 RCA 12AU7, 1 RCA 6AS6.



Form 2R8812 Rev.

Tmks. ®

Printed in U.S.A.

RADIO CORPORATION OF AMERICA • ENGINEERING PRODUCTS DEPARTMENT • CAMDEN, N. J.